

Fractions and Decimals

Name Madison


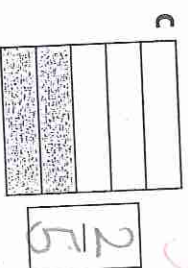

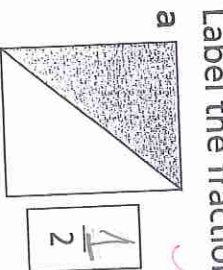
Class 3A Date 22/6/10

Progression Points


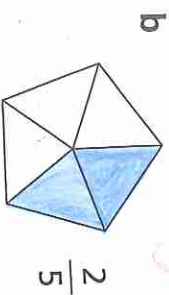
- 2.25 Use of fractions with numerators other than one, for example, $\frac{3}{4}$ of a block of chocolate.
- 2.5 Development and use of fraction notation and recognition of equivalent fractions such as $\frac{1}{2} = \frac{4}{8}$, including the ordering of fractions using physical models.
- 2.75 Add and subtract simple common fractions with the assistance of physical models. Write equivalent fractions and decimals, e.g. $\frac{1}{10} = 0.1$.
- 3.0 Use of place value to determine the size and order of decimals to hundredths.
- 3.0+ State the place value of numbers to 3 decimal places. Mentally add and subtract like fractions.

2.25

1 Label the fractions represented by the shaded part of each shape.

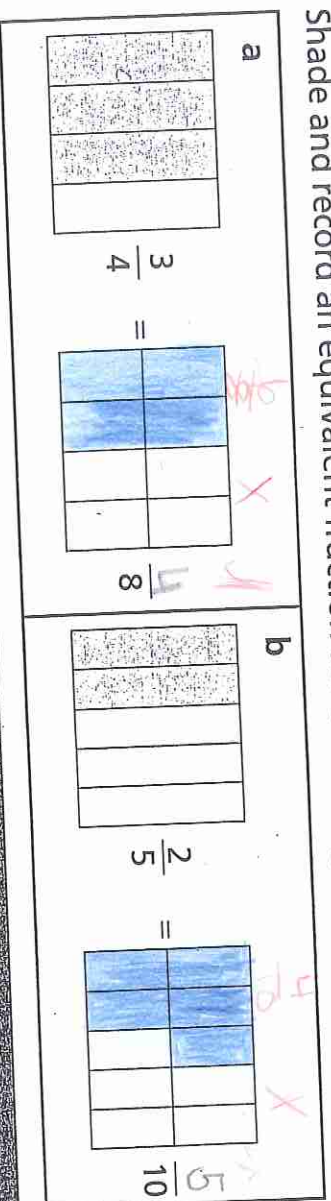



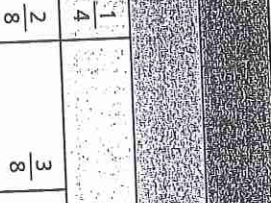
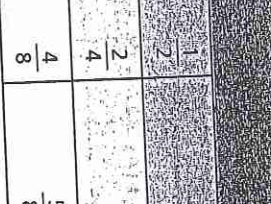
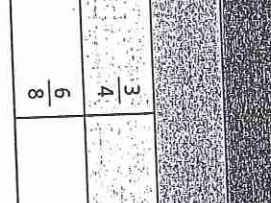
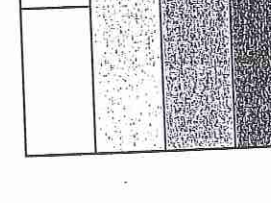


2 Shade each shape to represent the given fraction.



2.5

3 Shade and record an equivalent fraction for the ones given.



	$\frac{1}{8}$		$\frac{2}{8}$		$\frac{3}{8}$		$\frac{4}{8}$		$\frac{5}{8}$		$\frac{6}{8}$		$\frac{7}{8}$
---	---------------	---	---------------	--	---------------	---	---------------	---	---------------	---	---------------	---	---------------

4 Use the table to compare the fractions. Write true or false.

- a $\frac{1}{2}$ is smaller than $\frac{1}{4}$ false b $\frac{3}{8}$ is larger than $\frac{1}{4}$ false x true
- c $\frac{1}{2}$ is the same as $\frac{4}{8}$ false d $\frac{5}{8}$ is smaller than $\frac{1}{2}$ true x false
- x e $\frac{7}{8}$ is larger than $\frac{3}{4}$ false f $\frac{3}{4}$ is the same as $\frac{6}{8}$ false x true